

# ShenandoahPro™



# WELCOME TO SHENANDOAH PRO

Cabinets with a reputation for style, value and quality.

# WHY CHOOSE SHENANDOAH CABINETRY FOR YOUR NEXT PROJECT

PRO PRICING FEATURES CABINETRY STARTING AT **\$86** PER LINEAR FOOT

## PROGRAM HIGHLIGHTS

- Exclusive Pro Pricing – Average of 20% Off
- Multi-Unit Discounts
- No Minimum Order
- Free Jobsite Delivery
- Express Manufacturing Option – 10-Day Build & Ship
- 5,000+ SKUs


## STYLES CONSUMERS WANT



### 17 DOOR STYLES

- Shaker, Miter, Transitional
- Full & Standard Overlay
- Raised & Recessed Panel

### 331 COMBINATIONS OF CUT, COLOR & SPECIES



## START-TO-FINISH SERVICE



VISIT US ONLINE AT:  
[www.ShenandoahCabinetry.com/Pro](http://www.ShenandoahCabinetry.com/Pro)



RAPID RESPONSE  
REPLACEMENT PROGRAM



REAL-TIME ORDER TRACKING  
[www.CabinetTracker.com/Lowes](http://www.CabinetTracker.com/Lowes)



### CUSTOMER CARE:

CALL: 1 (855) 569-7862  
Mon-Fri: 8 a.m. – 8 p.m. EST  
Sat: 8 a.m. – 6 p.m. EST

FAX: 800-677-8183

EMAIL: [CCProSupport@woodmark.com](mailto:CCProSupport@woodmark.com)



LIFETIME LIMITED WARRANTY

## PRODUCT CONSUMERS NEED

**5,000+** SKUS **28** ADA SKUS **413** ACCESSORY OPTIONS

### STANDARD CONSTRUCTION

- 1/2-in. furniture-grade side panels
- ADA SKUs
- 21-in. full access drawers with concealed glides
- Solid hardwood face frames
- Soft-closing doors and drawers
- 3/4-in. full-depth base shelves

### 11 OPTIONS & MODIFICATIONS including



FURNITURE  
ENDS



ALL PLYWOOD  
CONSTRUCTION

AT A GREAT  
**VALUE**

**20%** LESS

compared to other showroom brands



**GROWTH**  
POTENTIAL

PRODUCT & STYLES TO SATISFY  
**8 OF 10** HOME CENTER CUSTOMERS



# HOW CAN SHENANDOAH HELP MAKE THE PRO'S JOB EASIER?

Shenandoah has your back. That's why we have the best tools, the largest Field Sales team and dedicated Customer Care associates to help you get your job done.

## THREE WAYS WE CAN HELP:

- 1. PRODUCT QUESTIONS** - Have questions about anything we sell?
- 2. ORDER DETAILS** - Need to know when an order is scheduled to deliver?
- 3. AFTER DELIVERY** - Is there something we missed or something else you need to complete the project?

Your Field Sales Rep might be your first call, but we have a full-service Customer Care department ready to help.



## TRACK YOUR ORDER:



**WEB:** [orders.shenandoahcabinetry.com](https://orders.shenandoahcabinetry.com)



**EMAIL:** [customercare@shenandoahcabinetry.com](mailto:customercare@shenandoahcabinetry.com)



**PHONE:** 1-855-569-7862

Monday through Friday 8:00 a.m. – 8:00 p.m. EST  
Saturday 8:00 a.m. – 6:00 p.m. EST.

## LIFETIME LIMITED WARRANTY

We're so sure you'll love Shenandoah Cabinetry that we back our products with a Lifetime Limited Warranty.

See [shenandoahcabinetry.com/warranty-information](https://shenandoahcabinetry.com/warranty-information) for details.

## EXPRESS MANUFACTURING AVAILABLE FOR WHEN YOU NEED IT FAST

Timing is vital in the construction industry to ensure project deadlines are met. Shenandoah Pro understands just how important it is for every piece of the puzzle to come together at the right moment. That is why Shenandoah Pro offers an Express Manufacturing Option to better help contractors.

## WHAT IS EXPRESS MANUFACTURING?

The Express Manufacturing Option ensures that an order will be built and shipped in 10 business days from receipt of a clean order.

- Express Manufacturing is roughly \$10 per cabinet (varies by SKU).
- Only Shenandoah Pro customers are eligible to select the Express Manufacturing Option.



KCMA CABINET MANUFACTURERS ASSOCIATION  
ENVIRONMENTAL STEWARDSHIP PROGRAM (ESP)  
ALL PRODUCTS MEET THE REQUIREMENTS  
FOR ESP PROGRAM CERTIFICATION. VISIT KCMA.ORG

ANSI/KCMA A161.1

# COMPARE SHENANDOAH PRO & VALUE SERIES PRO



Door Styles	17	3
Finishes	27	4
Cabinet Construction	Engineered Wood All Plywood	Engineered Wood
Drawer Construction	- Dovetailed Hardwood FullAccess Hidden Glides® CushionClose®	Engineered Wood Dovetailed Hardwood Side-Mounted Glides -
Shelf Thickness	3/4"	1/2"
Hinges	6-way-adjustable CushionClose®	4-way-adjustable
Options	Furniture Ends Plywood Ends Inverted Frame Increased/Reduced Depth Recessed Toe Kick Matching Interior Void Door Option Cabinet Front Only	- - Inverted Frame Increased/Reduced Depth Recessed Toe Kick Matching Interior Void Door Option Cabinet Front Only
Universal Design	Yes	Yes
SKUs	5000+	3000+




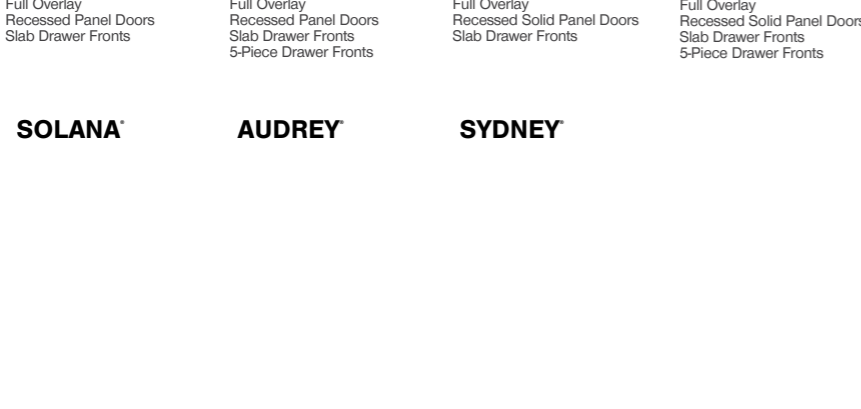

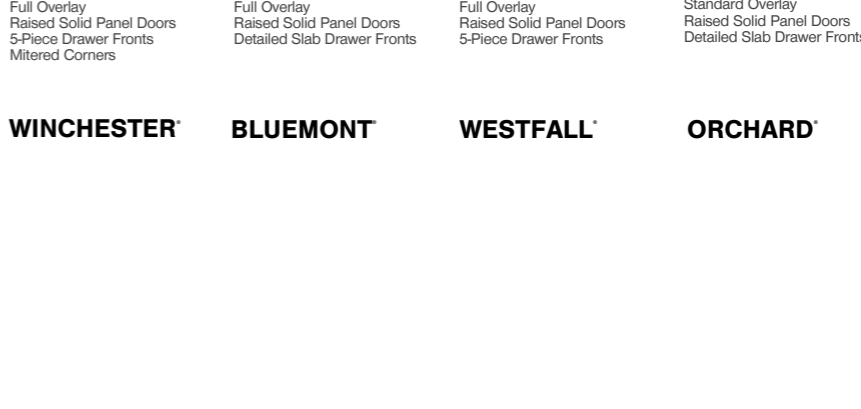




# ShenandoahPro™



# ShenandoahPro™ COLLECTIONS

DOOR STYLES FOR EVERY PROJECT AT THE RIGHT PRICE\*

Shenandoah**Pro**

MODERN				TRANSITIONAL			TRADITIONAL			
BRECKENRIDGE™	BRECKENRIDGE™	MISSION	MISSION	WARREN™	WARREN™	DOMINION™	MCKINLEY™	EDGEWORTH™	EDGEWORTH™	GROVE™
										
Full Overlay Recessed Panel Doors Slab Drawer Fronts	Full Overlay Recessed Panel Doors Slab Drawer Fronts 5-Piece Drawer Fronts	Full Overlay Recessed Solid Panel Doors Slab Drawer Fronts	Full Overlay Recessed Solid Panel Doors Slab Drawer Fronts 5-Piece Drawer Fronts	Full Overlay Recessed Panel Doors Mitered Corners Slab Drawer Fronts	Full Overlay Recessed Panel Doors Mitered Corners Slab Drawer Fronts 5-Piece Drawer Fronts	Standard Overlay Recessed Panel Doors Detailed Slab Drawer Fronts	Full Overlay Raised Solid Panel Doors 5-Piece Drawer Fronts Mitered Corners	Full Overlay Raised Solid Panel Doors Detailed Slab Drawer Fronts	Full Overlay Raised Solid Panel Doors 5-Piece Drawer Fronts	Standard Overlay Raised Solid Panel Doors Detailed Slab Drawer Fronts
SOLANA™	AUDREY™	SYDNEY™		IRVINGTON™	CARDIFF™	COTTAGE	WINCHESTER™	BLUEMONT™	WESTFALL™	ORCHARD™
										
Full Overlay Recessed Panel Doors Slab Drawer Fronts Cascading Top and Bottom Rails	Standard Overlay Recessed Panel Doors Slab Drawer Fronts	Full Overlay Slab Doors Slab Drawer Fronts Contemporary Style		Full Overlay Recessed Panel Doors 5-Piece Drawer Fronts Mitered Corners	Standard Overlay Recessed Panel Doors 5-Piece Drawer Fronts Mitered Corners	Full Overlay Recessed Solid Panel Doors Slab Drawer Fronts Beadboard Style	Full Overlay Raised Solid Panel Doors Raised Detailed 5/4 Slab Drawer Fronts	Standard Overlay Raised Panel Doors Detailed Slab Drawer Fronts	Full Overlay Raised Solid Panel Doors 5-Piece Drawer Fronts Mitered Corners	Full Overlay Raised Panel Doors Detailed Slab Drawer Fronts
										
FAIRFAX	CANTERBURY™	DEVON™								
										
Standard Overlay Veneer Recessed Panel	Standard Overlay Veneer Raised Panel	Full Overlay Thermofoil Raised Panel								

*\*Collections shown organized by price; low to high. All glazed and painted finishes carry a premium finish upcharge.*

# FINISHES BY COLLECTION

		PAINTED							MAPLE					CHERRY					DURAFORM										
		Linen	Pewter*	Silk	Hazelnut*	Harbor	Ember*	Stone	Boulder	Rye	Spice	Mocha*		Cognac	Auburn*	Truffle	Slate	Espresso	Autumn	Spice	Bordeaux	Java	Slate	Linen	Silk	Stone	Breeze	Drift	Cascade
MODERN	BRECKENRIDGE®																												
	MISSION																												
	SOLANA®																												
	AUDREY®																												
	SYDNEY®																												
TRANSITIONAL	WARREN™																												
	DOMINION®																												
	IRVINGTON®																												
	CARDIFF®																												
	COTTAGE																												
TRADITIONAL	MCKINLEY®																												
	EDGEWORTH®																												
	GROVE®																												
	WINCHESTER®																												
	BLUEMONT®																												
	WESTFALL®																												
	ORCHARD®																												

\* Glaze

# BRECKENRIDGE®



Full Overlay  
Recessed Veneer Panel Doors  
Slab Drawer Fronts  
5-Piece Drawer Fronts



Rye    Spice    Cognac    Truffle



Espresso    Slate



Autumn    Spice    Bordeaux    Slate    Java



Linen    Silk    Harbor    Stone    Boulder




Linen    Stone







Painted Boulder

# MISSION



Full Overlay  
Recessed Solid Panel Doors  
Slab Drawer Fronts  
5-Piece Drawer Fronts



Duraform Breeze with 5-Piece Drawer Fronts

# SOLANA®



Full Overlay  
Recessed Veneer Panel Doors  
Slab Drawer Fronts  
Cascading Top and Bottom Rails

**MAPLE**

Rye	Spice	Cognac	Truffle
Espresso	Slate		

**CHERRY**

Autumn	Spice	Bordeaux	Slate	Java

**PAINTED**

Linen	Silk	Harbor	Stone	Boulder

**DURAFORM®**

Linen



Maple Espresso

# AUDREY®



Standard Overlay  
Recessed Panel Doors  
Slab Drawer Fronts



Linen



Silk




Stone

DURAFORM®




Duraform Linen

# SYDNEY®



Full Overlay  
Slab Veneer Doors  
Slab Drawer Fronts  
Contemporary Style



Duraform Cascade


# WARREN®



Full Overlay  
Recessed Panel Doors  
Mitered Corners  
Slab Drawer Fronts  
5-Piece Drawer Fronts



Linen



Pewter\*



Silk



Hazelnut\*

PAINTED



Harbor



Ember\*



Stone



Boulder

\*Glaze





















Painted Boulder

# DOMINION®



Standard Overlay  
Recessed Veneer Panel Doors  
Detailed Slab Drawer Fronts

MAPLE				
				
Rye	Spice	Mocha*	Cognac	Auburn*
				
Truffle		Espresso	Slate	
CHERRY				
				
Autumn	Spice	Bordeaux	Slate	Java
PAINTED				
				
Linen	Pewter*	Silk	Hazelnut*	Harbor
				
Ember*		Stone	Boulder	

\*Glaze



Painted Harbor

# IRVINGTON®



Full Overlay  
Recessed Veneer Panel Doors  
5-Piece Drawer Fronts  
Mitered Corners



Rye



Spice



Mocha\*



Cognac



Auburn\*



Truffle



Espresso



Slate



Autumn



Spice



Bordeaux



Slate



Java



Linen



Pewter\*



Silk



Hazelnut\*



Harbor



Ember\*



Stone



Boulder



Linen



Stone

\*Glaze



Irvington Duraform Harbor

# CARDIFF®



Standard Overlay  
Recessed Panel Doors  
5-Piece Drawer Fronts  
Mitered Corners



Linen



Silk



Stone

DURAFORM®



Duraform Linen with Stone Island

# COTTAGE



Full Overlay  
Recessed Solid Panel Doors  
Slab Drawer Fronts  
Beadboard Style



**MAPLE**

Rye    Spice    Mocha\*    Cognac    Auburn\*

Truffle



**PAINTED**

Linen    Silk    Harbor    Stone    Boulder



**DURAFORM®**

Linen

\*Glaze




Painted Linen

# McKINLEY®



Full Overlay  
Raised Solid Panel Doors  
5-Piece Drawer Fronts  
Mitered Corners



\*Glaze



Maple Mocha Glaze

# EDGEWORTH®



Full Overlay  
Raised Solid Panel Doors  
Detailed Slab Drawer Fronts  
5-Piece Drawer Fronts





MAPLE

Rye    Spice    Mocha\*    Cognac    Auburn\*

Truffle    Espresso    Slate



CHERRY

Autumn    Spice    Bordeaux    Slate    Java





PAINTED

Linen    Pewter\*    Silk    Hazelnut\*    Harbor

Ember\*    Stone    Boulder



DURAFORM®

Linen

\*Glaze







Square Maple Truffle with Painted Silk  
and 5-Piece Drawer Fronts

# GROVE®



Standard Overlay  
Raised Solid Panel Doors  
Detailed Slab Drawer Fronts

				
Rye	Spice	Mocha*	Cognac	Auburn*
				
Truffle				Espresso
<b>CHERRY</b>				
				
Autumn	Spice	Bordeaux	Slate	Java
<b>PAINTED</b>				
				
Linen	Pewter*	Silk	Hazelnut*	Harbor
				
Ember*		Stone	Boulder	

\*Glaze



Painted Boulder

# WINCHESTER®



Full Overlay  
Raised Solid Panel Doors  
Raised Detailed 5/4 Slab Drawer  
Fronts



\*Glaze



Painted Stone

# BLUEMONT®



Standard Overlay  
Raised Veneer Panel Doors  
Detailed Slab Drawer Fronts

					<b>MAPLE</b>
Rye	Spice	Mocha*	Cognac	Auburn*	
		Truffle	Espresso	Slate	
					<b>CHERRY</b>
Autumn	Spice	Bordeaux	Slate	Java	




\*Glaze

Cherry Bordeaux

# WESTFALL®



Full Overlay Raised  
Solid Panel Doors  
5-Piece Drawer Fronts  
Mitered Corners



\*Glaze



Painted Ember Glaze with Cherry Java

# ORCHARD®




Full Overlay  
Raised Veneer Panel Doors  
Detailed Slab Drawer Fronts



\*Glaze

Orchard Cherry Java

# ShenandoahPro™




# ShenandoahPro™ **FINISHES & CONSTRUCTION**

# A WIDE RANGE OF SPECIES OFFERED IN THE LATEST COLORS AND FINISHES



## Maple

Maple is a wonderfully versatile finish, because it works for nearly any style. It can range from white and blonde tones to reddish brown ones. It has a beautiful grain, which will become more prominent when stained. The lighter finishes also tend to become golden with time.



## Cherry

With its pin knots, sap pockets, and lovely grain variations, cherry is a classic favorite. Ranging from pale yellow to deep reddish browns with occasional shades of white, green, pink or gray, cherry has a timeless feel, and looks rich and deep when stained. As with most hardwood, cherry darkens gradually over time.



## Painted

Painted finishes feel fresh, crisp, and clean. To achieve this finish, we apply paint to a blend of hardwood and engineered materials. This creates a finish for your cabinets that is durable and features a consistent coverage. The paint color may change slightly over time, and you may notice visible joint lines, caused by expansion and contraction over time.



## Glazed

A glazed finish adds personality, depth and dimension to the wood. We hand-wipe our glazes onto each door and drawer. That allows the glaze to settle naturally into corners and grooves. This creates the lovely contrast that glazes are known for. A glazed finish feels unique, and part of its charm and appeal is that no two doors will be exactly alike.



## Duraform

If you're looking for durability, and a cabinet that is easy to clean and won't warp with moisture, Duraform is a great option. Duraform uses the latest technology to bond a finish to composite wood. Choose from six different colors, from crisp linen to the rich, dark look of the Cascade textured finish. Textured finishes have a consistent look and provide exceptional stability.

## NO TWO DOORS ARE EXACTLY ALIKE

Whether you choose natural wood or a painted finish, you will find unique results that make your kitchen your own. Since wood expands and contracts, joint lines can appear, which add to the charm of wood cabinetry.

# SHENANDOAH HAS THE ON-TREND FINISHES THAT EIGHT OUT OF TEN CUSTOMERS WANT.

## MAPLE



Rye



Spice



Mocha Glaze\*



Cognac



Auburn Glaze\*



Truffle



Espresso



Slate

## CHERRY



Autumn



Spice



Bordeaux




Slate



Java


## PAINTED



Linen\*




Pewter Glaze\*



Silk\*



Hazelnut Glaze\*



Harbor\*



Ember Glaze\*



Stone\*




Boulder\*

## DURAFORM



Linen



Silk



Stone



Breeze



Drift

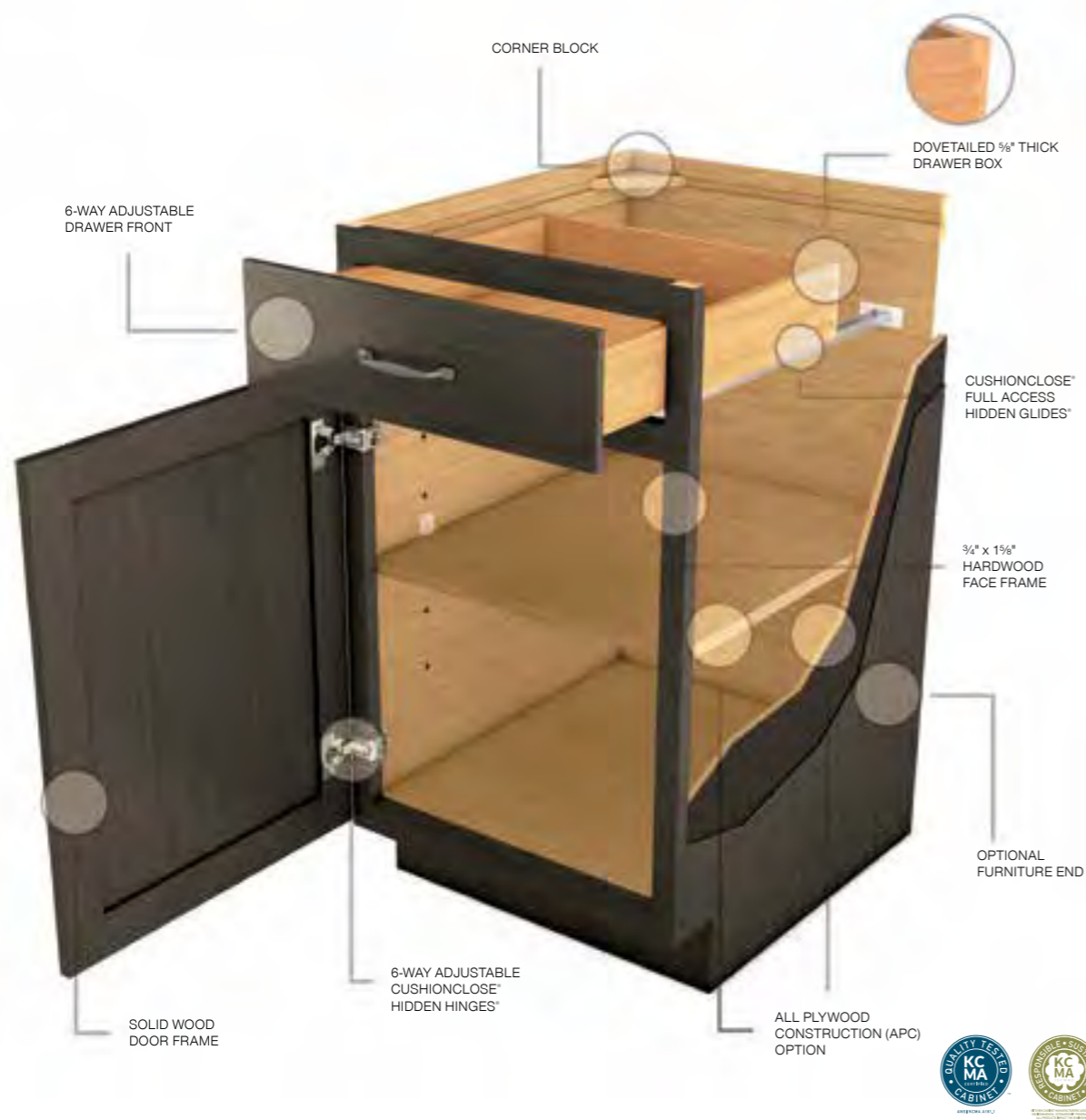


Cascade

\*All glazed and painted finishes carry a premium finish upcharge.

Visualize all of our finishes on any available door style — in your own design—by visiting [project.shenandoahcabinetry.com](https://project.shenandoahcabinetry.com).

# STANDARD CONSTRUCTION OPTIONS BUILT WITH AMERICAN PRIDE AND CRAFTSMANSHIP.



## SOLID WOOD, KILN DRIED FACE FRAMES

We take extra steps in manufacturing because we know how important quality is to you and your customers. Our cabinet face frames are pressure-fitted and mechanically fastened ensuring structural integrity for years to come.



## DOVETAIL CONSTRUCTION

Like high-end furniture, our  $\frac{5}{8}$ " solid wood dovetail drawers meet KCMA industry load standards. The dovetail manufacturing technique ensures a secure, strong and longer lasting box that will hold up to your toughest customer.



## FULL ACCESS HIDDEN® GLIDES

Our glide system has a larger weight-bearing surface that creates a smoother and quieter gliding motion. The drawer box clip has an advanced feature making drawer front adjustments quick and simple.



## CUSHIONCLOSE® SYSTEM

With the Shenandoah CushionClose system, drawers, doors and rollouts close silently and effortlessly. Your customers will appreciate the soft-close mechanism and the whisper-quiet operation in their kitchen or bath.



# CONSTRUCTION UPGRADES MAKE YOUR PROJECT UNIQUE AND FUNCTIONAL.



## ALL PLYWOOD CONSTRUCTION\* UPGRADE

Upgraded all-plywood cabinet sides, shelves, cabinet backs, toe kicks and hanging rails are the ultimate in durability and stability and add to the value of your investment.



## FURNITURE ENDS UPGRADE

Thicker plywood sides on exposed cabinet ends give your cabinets the finished look of fine furniture, make molding installation easier and faster.



## INVERTED FRAME

Available for most standard base cabinets, base cabinets with factory installed wastebasket(s) and base pot and pan organizer cabinets.



## INCREASED DEPTH AND REDUCED DEPTH

Reduced Depth cabinets are available in 1" reductions; minimum cabinet depth is 4". Increased Depth cabinets are available for most Wall cabinets up to 36" wide.



## MATCHING INTERIOR

This option matches the cabinet's interior to that of the cabinet's exterior sides. Available for wall cabinets, utility cabinets, vanity linen cabinets and refrigerator return panels.



## RECESSED TOE KICK

Recommended for cabinets at the end of a run, especially in island and peninsula designs.

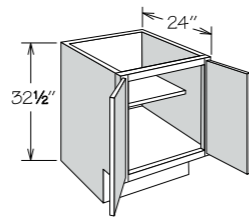
\*All Plywood Construction refers to the cabinet box components and shelving as detailed in our specification guide ([Lowes.com/ShenandoahCabinetry/SpecGuide](http://Lowes.com/ShenandoahCabinetry/SpecGuide)). Plywood components meet the Hardware Plywood & Veneer Association's standards for hardwood and decorative plywood ([www.hpva.org](http://www.hpva.org)).

# UNIVERSAL DESIGN CABINETS

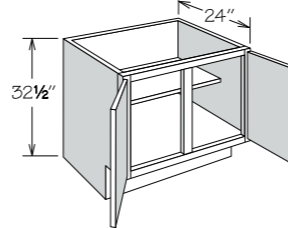
**Shenandoah Cabinetry® offers Universal Design Cabinets to help create comfortable and accessible spaces for individuals of all ages and abilities.**

## PRODUCT HIGHLIGHTS

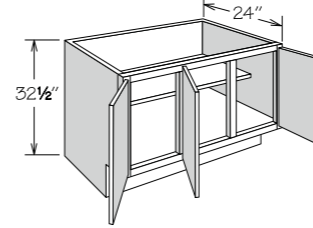
- Improve functionality for the aging in place kitchen and bath
- Base Cabinets are 32½" high for lower work surfaces
- 8" high and 6½" deep toe kick accommodate most wheelchairs
- Available in Shenandoah Pro® and Shenandoah Value Series®
- HUD Certified



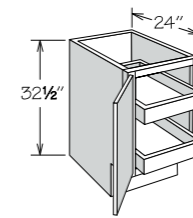
**Universal Design Base Cabinet**  
**2 Butt Doors**  
**Adjustable Shelf**  
 B24 UD BUTT  
 B27 UD BUTT  
 B30 UD BUTT  
 B33 UD BUTT  
 B36 UD BUTT



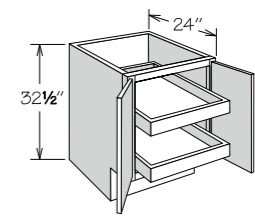
**Universal Design Base Cabinet**  
**2 Doors**  
**Adjustable Shelf**  
 B39 UD  
 B42 UD



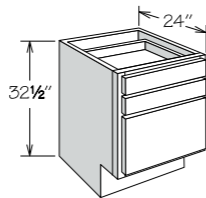
**Universal Design Base Cabinet**  
**3 Doors**  
**Adjustable Shelf**  
 B45 UD



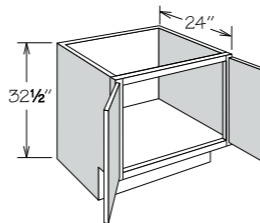
**Universal Design Base Cabinet**  
**1 Door**  
**2 Deep Roll Out Trays**  
 B12 2FWT UD  
 B15 2FWT UD  
 B18 2FWT UD  
 B21 2FWT UD



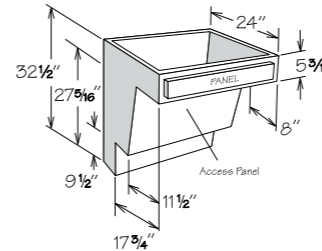
**Universal Design Base Cabinet**  
**2 Butt Doors**  
**2 Deep Roll Out Trays**  
 B24 2FWT UD BUTT



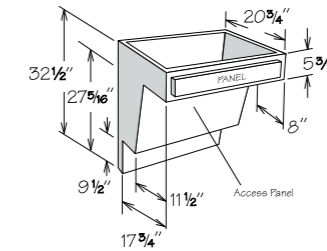
**Universal Design Drawer Base Cabinet**  
**3 Drawers**  
 DB12 UD  
 DB15 UD  
 DB18 UD  
 DB21 UD  
 DB24 UD



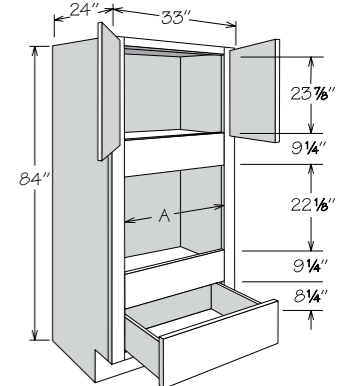
**Universal Design Sink Base**  
**2 Butt Doors**  
 SB30 BUTT UD  
 SB33 BUTT UD  
 SB36 BUTT UD



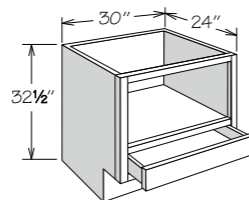
**Universal Design Base Plumbing Skirt**  
**1 Panel**  
 BPS30 UD  
 BPS36 UD



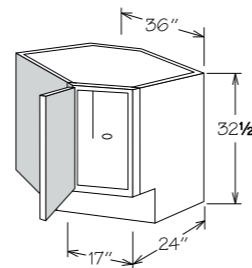
**Universal Design Vanity Plumbing Skirt**  
**1 Panel**  
 VPS30 UD  
 VPS36 UD



**Universal Design Oven Cabinet**  
**2 Butt Doors**  
**1 Drawer**  
 OVS3384 UD BUTT



**Universal Design Base Multi-Use**  
**1 Drawer**  
 BMU30 UD



**Universal Design Corner Base Susan**  
 CBS36 UD

ShenandoahPro™



ShenandoahPro™

# ACCESSORIES & ORGANIZATION

# DECORATIVE ACCENTS AND MOLDING CREATE A CUSTOM LOOK FOR YOUR PROJECTS



Molding stacks, glass inserts and decorator doors take a standalone wall cabinet from ordinary to elegant.



A matching range hood adds visual focus, style and functionality to cooking areas.



Heighten the sparkle of custom glass inserts by accenting with matte black drawer pulls.



Matching interiors add to the beauty of glass doors with complete, seamless color.



Corbels, decorator doors and furniture toe kick molding work together to add glamour to an island.



With furniture legs and finished shelving, you can create a furniture style buffet that matches the cabinetry in your kitchen.



Cabinets take on a custom look when you combine stylish hardware with a light rail molding.

# WE OFFER FUNCTIONAL STORAGE AND ORGANIZATION SOLUTIONS TO MAKE THE MOST OF YOUR SPACE.



Full Height Base Cabinet with Four Deep Roll Out Trays



Full Height Base Cabinet with Two Deep Roll Out Trays



Base Pot and Pan Organizer



Base Super Susan



Tiered Cutlery Divider

See all the organization options at [shenandoahcabinetry.com/accessories](http://shenandoahcabinetry.com/accessories).



Base Cabinet with Scalloped Roll Out Tray and Spice Insert



Two Drawer Base Cabinet with Scalloped Roll Out Tray and Pegged Dish Organizer



Furniture Drawers



Pedestal Drawer



Oven Cabinet Drawer



Sink Base Storage Cabinet with Tilt-Out Tray



Wine Storage Cabinet



Base Wastebasket Cabinet



Base Tray Divider Pull Out



Base Pull Out with Utensil Organizer



Base Filler Pull Out



Island Organizer




Door Spice Rack




Cutting Board Door Rack


# GLASS DOORS ARE GREAT FOR ADDING VISUAL INTEREST.




FROSTED



FROSTED ASH




FROSTED UMBER



HAVANA




LUCENT



IMPRESSION




RADIANCE



TWILIGHT



MIRRORED




WOVEN




MEREDITH



DERBYSHIRE



RIBBED




FINCASTLE



ANTIQUED FINCASTLE



AFTON



ANTIQUED AFTON




CLEAR




MULLION FRAME CATHEDRAL



MULLION FRAME



HORIZONTAL FRAME



PRAIRIE FRAME



ALUMINUM FRAME



VINTAGE IRON FRAME



# CABINET HARDWARE IS THE FINAL TOUCH THAT BRINGS THE WHOLE KITCHEN TOGETHER.

## WHY BUY HARDWARE FROM SHENANDOAH?

- Three pricing tiers make it easy to choose within your budget
- Hardware is delivered with the cabinetry, reducing the need for installer callbacks
- The four supplied screw-lengths ensure a worry-free installation
- Flat head or low profile screws eliminate damage to the faceframe
- Our hardware is covered by our Lifetime Limited Warranty for your customer's peace of mind
- Promotional discounts apply to hardware purchases

### Tier 1




See the full hardware selection at [shenandoahcabinetry.com/accessories](https://shenandoahcabinetry.com/accessories).

### Tier 2



### Tier 3






# Shenandoah

*Value* SERIES **Pro**<sup>TM</sup>


# FAIRFAX



Standard Overlay  
Recessed Veneer Panel  
Slab Drawer Fronts



Rye



Spice



Nutmeg



Rye

# CANTERBURY®



Standard Overlay  
Raised Veneer Panel  
Slab Drawer Fronts



Rye



Spice



Nutmeg



# DEVON®



Full Overlay  
Raised Thermofoil Panel  
Slab Drawer Fronts

## THERMOFOIL



White



Thermofoil White

# STANDARD CONSTRUCTION



## FACE FRAMES

3/4-in x 1-5/8-in solid hardwood. Joints are pressure fitted and mechanically fastened.

## SIDES

1/2-in thick engineered wood finished with TuffTech®.

## STANDARD DRAWERS

1/2-in thick, 18-in deep engineered wood drawer box. (Upgrade available).

## DRAWER GLIDES

Side-mounted, epoxy-coated steel & self-aligning with 75 lb. capacity.

## DOORS

Floating center panel with our BeautyGuard® finishing system on all wood doors and drawer fronts.

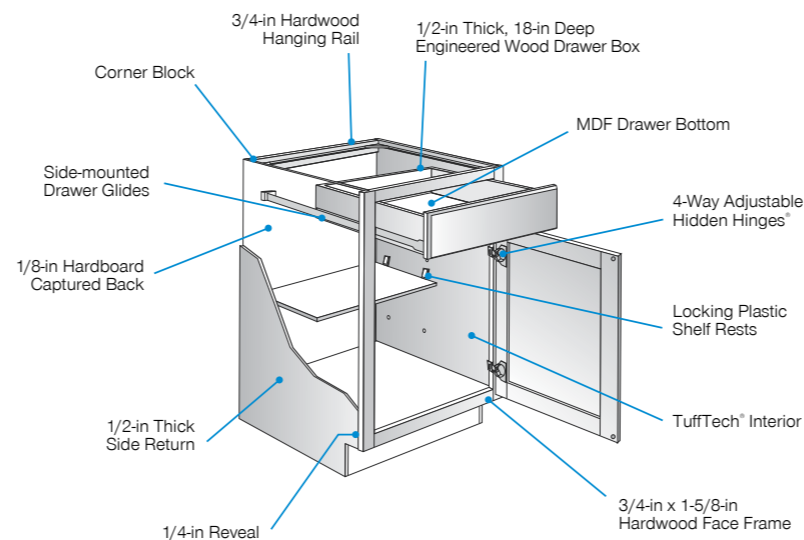
## HINGES

4-way adjustable Hidden Hinges®.

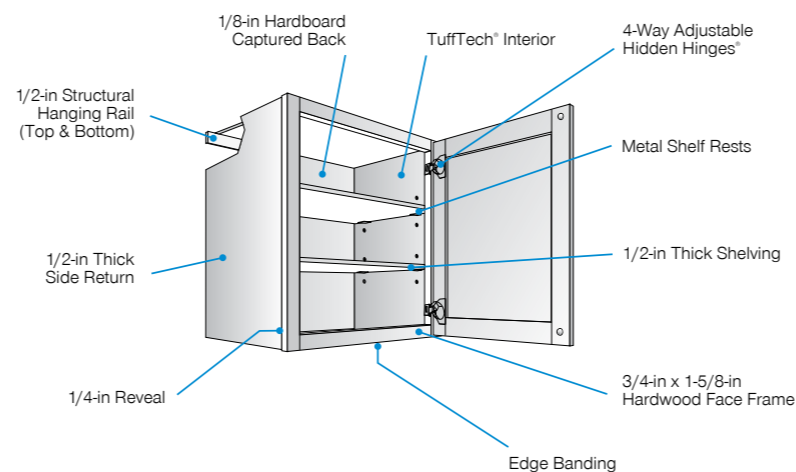
## SHELVES

1/2" thick engineered wood with our TuffTech® finishing system

## BASE CABINET



## WALL CABINET



Get extra durability with our solid wood dovetail drawer.

Kitchen drawers see plenty of action day in and day out. Drawer box is 5/8-in thick, 18-in solid wood.



# ORGANIZATION



Base Cabinet with Two Sliding Shelves



Base Pot and Pan Organizer



Sink Base Multi-Storage Cabinet



Base Pantry Pull Out



Base Bookshelf Cabinet



Cutting Board Door Rack



Utility Cabinet with Sliding Shelves